

Using the Inventory/Service Management Center

Available in Sage 50 Premium Accounting and Higher

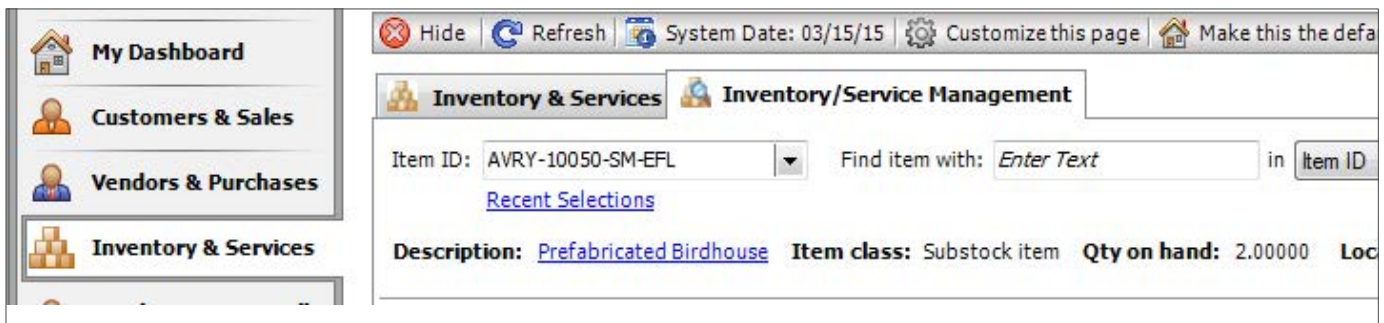
Quick Reference Guide

What is the Inventory/Service Management Center?

The Inventory/Service Management Center allows you to save time by viewing an **all-in-one snapshot** of your item information. You can create a customized view of information such as **items on backorder, inventory adjustments, assembly item relationships**, and more. It enables quick research, comparisons, and decision making.

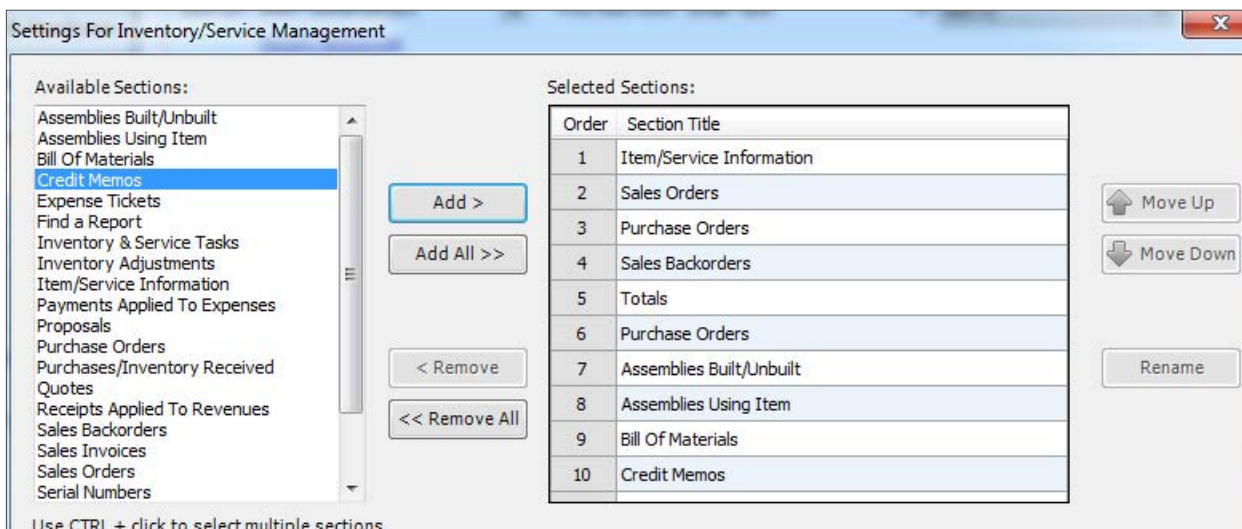
How do I get there?

Go to the **Inventory & Services Navigation center** and click the Inventory/Service Management tab.



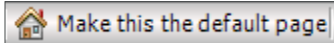
What changes can I make?

Click **Customize this Page** to **add, remove, or rename** the sections in the Inventory/Service Management center. You can view information for your sales backorders, purchase orders, assemblies and more.



Did you know?

- You can quickly **hide information**. 
- You can make the Inventory/Service Management Center page appear each time you open your company.



- You can **right-click** a section for **shortcut options** such as adding a new transaction or customizing column settings.

Sales Backorders	
As of: 03/15/2015 Advan	
Customer ID	SO/Proposal No.
ARMSTRONG	10342
ARMSTRONG	
CUMMINGS	
EVERLY	
FREEMOND	
FROST	
ARCHER	
GORDON	
HENTON	10350
KENTON	10351

- **Recent Selections** gives you quick access to item information you have recently viewed. This link appears below the Item ID field once you have selected at least two inventory items.

Item ID: Find

[Recent Selections](#)

Descript	Stock
SEHB-32150	
EQLW-14110	
AVRY-10050-LG-EFL	
AVRY-10050-SM-EFL	

For more info, visit: Sage.com
 or contact us at 866-996-7243